EINSTELLBARE PARAMETER SKL //
ADJUSTABLE PARAMETERS SKL

Einleitung // *Introduction*

ADZ NAGANO bietet die ideale, 100% passgenaue Lösung zu Ihren spezifischen Anforderungen in Ihrem konkreten Anwendungsfall. Egal worin Ihre Herausforderung besteht: Sensor, Transmitter, Schalter, Messbereich, Genauigkeit, Umgebungsbedingungen, Prüfmedien, Medienanschlüsse, Ausgangssignale - analog, digital, via Kabel, Stecker oder kabellos, Kubatur und Gewicht, Schutzklasse und noch vieles mehr oder gleich vieles zusammen. Jeder Parameter ist dem tatsächlichen Kundenbedarf anpassbar.

…Wir entwickeln Ihre ideale Lösung!

ADZ NAGANO offers the ideal, 100% tailor-made solution for your specific requirements in your specific application. No matter what your challenge is: sensor, transmitter, switch, measuring range, accuracy, ambient conditions, test media, media connections, output signals - analog, digital, via cable, plug or wireless, volume and weight, protection class and much more or a lot together. Each parameter can be adjusted according to actual customer needs.

…We develop your ideal solution!

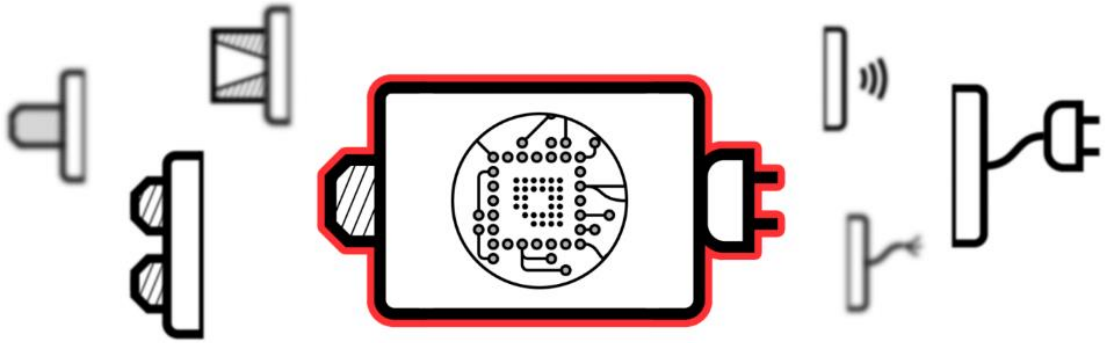

Jeder Sensor besteht übergeordnet aus einem …
… Mechanischen Anschluss
… Signalwandler
… Elektrischen Anschluss

Each sensor consists superordinate of a …
… Mechanical Connection
… Signal Converter
… Electrical Connection

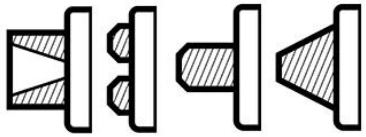

Zu Alternativen mechanischer Anschlüsse
To alternatives of mechanical connections

Link2

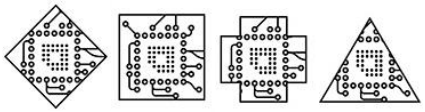

Zu Alternativen der Signalwandlung
To alternatives of signal conversion

Link3

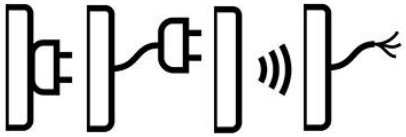

Zu Alternativen elektrischer Anschlüsse
To alternatives of electrical connections

Link4

Link1 Zur Übersicht *To overview*

Link3 Zu Alternativen der Signalwandlung *To alternatives of signal conversion*

Link4 Zu Alternativen elektrischer Anschlüsse *To alternatives of electrical connections*

Alternativen mechanischer Anschlüsse // *Alternatives of mechanical connections*

Bezeichnung Gewindegröße G	**Empfohlener Max. Druck (bar)**	**Standard**	**Standard Dichtungen ***	**Optionen**	**Seitenansicht**
Description thread size G	***Recommended max. pressure (bar)***	***Standard***	***Standard type of sealing ****	***Options***	***Side view***
* weitere auf Anfrage // *more on request*					
1/8 NPT	500	ANSI B1.20.1			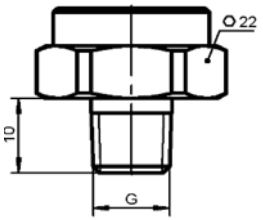
1/4 NPT	1000	ANSI B1.20.1			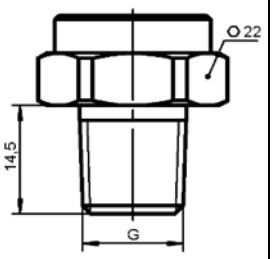

Link1 Zur Übersicht *To overview*

Link3 Zu Alternativen der Signalwandlung *To alternatives of signal conversion*

Link4 Zu Alternativen elektrischer Anschlüsse *To alternatives of electrical connections*

Bezeichnung Gewindegröße G	**Empfohlener Max. Druck (bar)**	**Standard**	**Standard Dichtungen ***	**Optionen**	**Seitenansicht**
Description thread size G	***Recommended max. pressure (bar)***	***Standard***	***Standard type of sealing ****	***Options***	***Side view***
* weitere auf Anfrage // *more on request*					
G1/4 A Form A	1000	DIN 3852			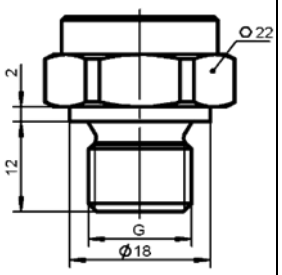
G1/4 A Form E	1000	DIN EN ISO 1179-2 (ehemals DIN 3852 // *(formerly DIN 3852)*	Profildichtring DIN 3869-14-FKM // *profile sealing ring DIN 3869-14-FKM*		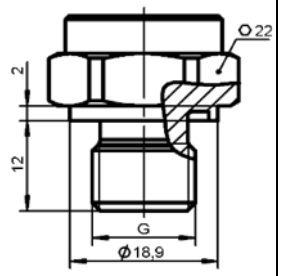
G1/2 A Form E	50	DIN EN ISO 1179-2 (ehemals DIN 3852 // *(formerly DIN 3852)*	Profildichtring DIN 3869-21-FKM // *profile sealing ring DIN 3869-21-FKM*		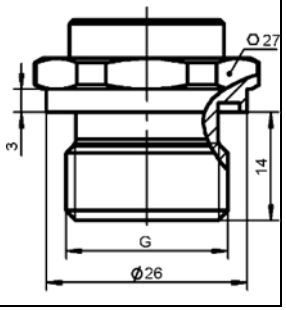

Link1 Zur Übersicht *To overview*

Link3 Zu Alternativen der Signalwandlung *To alternatives of signal conversion*

Link4 Zu Alternativen elektrischer Anschlüsse *To alternatives of electrical connections*

Bezeichnung Gewindegröße G	**Empfohlener Max. Druck (bar)**	**Standard**	**Standard Dichtungen ***	**Optionen**	**Seitenansicht**
Description thread size G	***Recommended max. pressure (bar)***	***Standard***	***Standard type of sealing ****	***Options***	***Side view***
* weitere auf Anfrage // *more on request*					
G1/4 B Mano	1000	DIN EN 837			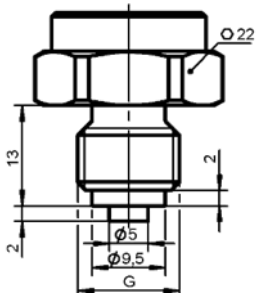
3/8-24 UNF-2A	500	SAE J514			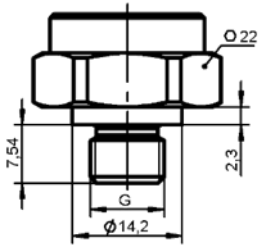
3/8-24 UNF-2B	200				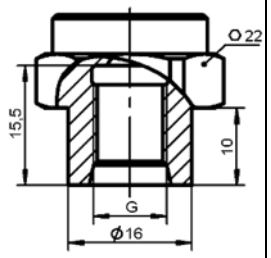

Link1 Zur Übersicht *To overview*

Link3 Zu Alternativen der Signalwandlung *To alternatives of signal conversion*

Link4 Zu Alternativen elektrischer Anschlüsse *To alternatives of electrical connections*

Bezeichnung Gewindegröße G	**Empfohlener Max. Druck (bar)**	**Standard**	**Standard Dichtungen ***	**Optionen**	**Seitenansicht**
Description thread size G	***Recommended max. pressure (bar)***	***Standard***	***Standard type of sealing ****	***Options***	***Side view***
* weitere auf Anfrage // *more on request*					
7/16-20 UNF-2A	1000	SAE J514			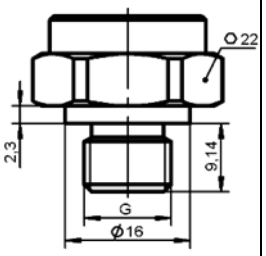
7/16-20 UNF-2A	500				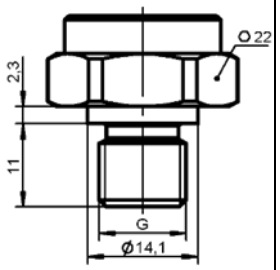
7/16-20 UNF-2B	20				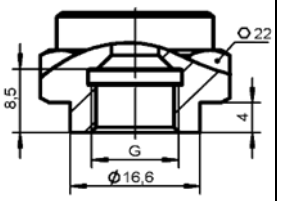

Link1 Zur Übersicht *To overview*

Link3 Zu Alternativen der Signalwandlung *To alternatives of signal conversion*

Link4 Zu Alternativen elektrischer Anschlüsse *To alternatives of electrical connections*

Bezeichnung Gewindegröße G	**Empfohlener Max. Druck (bar)**	**Standard**	**Standard Dichtungen ***	**Optionen**	**Seitenansicht**
Description thread size G	***Recommended max. pressure (bar)***	***Standard***	***Standard type of sealing ****	***Options***	***Side view***
* weitere auf Anfrage // *more on request*					
7/16-20 UNF-2A/K	500	SAE J514			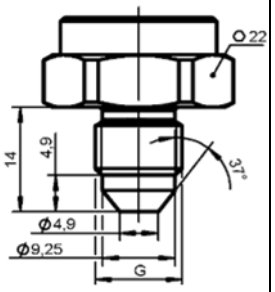
7/16-20 UNF-2A/K	500				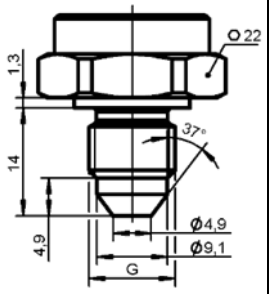
9/16-18 UNF-2A	1000				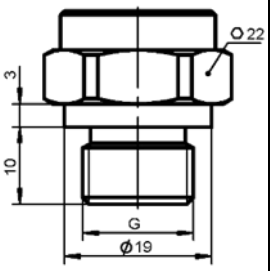

Link1 Zur Übersicht *To overview*

Link3 Zu Alternativen der Signalwandlung *To alternatives of signal conversion*

Link4 Zu Alternativen elektrischer Anschlüsse *To alternatives of electrical connections*

Bezeichnung Gewindegröße G	**Empfohlener Max. Druck (bar)**	**Standard**	**Standard Dichtungen ***	**Optionen**	**Seitenansicht**
Description thread size G	***Recommended max. pressure (bar)***	***Standard***	***Standard type of sealing ****	***Options***	***Side view***
* weitere auf Anfrage // *more on request*					
9/16-18 UNF-2B FC 250 autoclave	2000				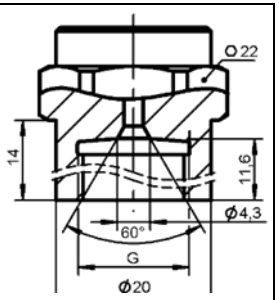
M10x1 Form A	200	DIN 3852			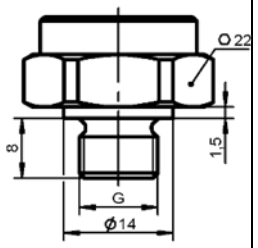
M10x1 Form E	200	DIN 3852			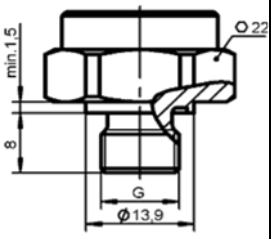

Link1 Zur Übersicht *To overview*

Link3 Zu Alternativen der Signalwandlung *To alternatives of signal conversion*

Link4 Zu Alternativen elektrischer Anschlüsse *To alternatives of electrical connections*

Bezeichnung Gewindegröße G	**Empfohlener Max. Druck (bar)**	**Standard**	**Standard Dichtungen ***	**Optionen**	**Seitenansicht**
Description thread size G	***Recommended max. pressure (bar)***	***Standard***	***Standard type of sealing ****	***Options***	***Side view***
* weitere auf Anfrage // *more on request*					
M12x1,25 (Form E)	10				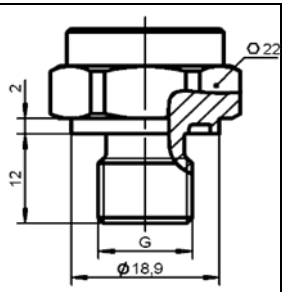
M14x1,5 Form E	1000	DIN 3852			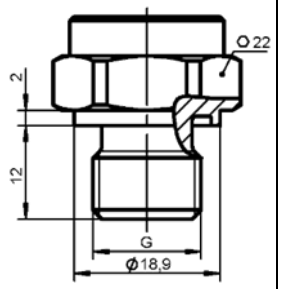
M14x1,5	1000	EN ISO 6149			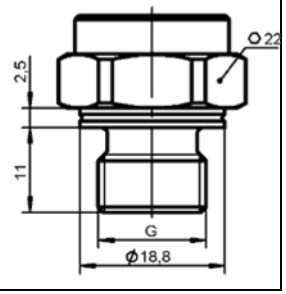

Link1 Zur Übersicht *To overview*

Link3 Zu Alternativen der Signalwandlung *To alternatives of signal conversion*

Link4 Zu Alternativen elektrischer Anschlüsse *To alternatives of electrical connections*

Bezeichnung Gewindegröße G	**Empfohlener Max. Druck (bar)**	**Standard**	**Standard Dichtungen ***	**Optionen**	**Seitenansicht**
Description thread size G	***Recommended max. pressure (bar)***	***Standard***	***Standard type of sealing ****	***Options***	***Side view***
* weitere auf Anfrage // *more on request*					
M18x1,5/ IK	2000		Dichtkonus // *sealing cone*		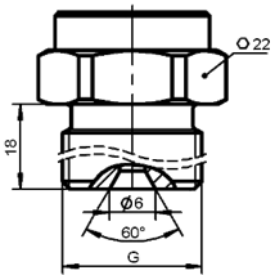

Link1 Zur Übersicht *To overview*

Link2 Zu Alternativen mechanischer Anschlüsse *To alternatives of mechanical connections*

Link4 Zu Alternativen elektrischer Anschlüsse *To alternatives of electrical connections*

Alternativen der Signalwandlung // *Alternatives of signal conversion*

ADZ NAGANO ID	**Standard Ausgangs-signal * @Druck**	**Standard Ausgangs-signal * @Temperatur**	**Standard Versorgungs-spannung * @Druck [V]**	**Standard Versorgungs-spannung * @Temperatur [V]**	**Last-widerstand [Ohm]**	**Standard Sprung-antwort * @Druck [ms]**	**Standard Sprung-antwort * @Temperatur [ms]**	**Standard Max. Strom-aufnahme * [mA]**
ADZ NAGANO ID	***Standard output signal * @pressure***	***Standard output signal * @temperature***	***Standard supply voltage * @pressure [V]***	***Standard supply voltage * @temperature [V]***	***Load resistor [Ohm]***	***Standard response time * @pressure [ms]***	***Standard response time * @temperature [ms]***	***Standard max. supply current * [mA]***
	* weitere auf Anfrage // more on request							
10.0	(4...20) mA 2-wire		(10…32)		≤ (US-10V) /0.02A	≤ 2		23
10.2	(4...20) mA 3-wire		(10…32)		≤ 6V/0.02A	≤ 2		23
20.0	(0...10) V 3-wire		(12…32)		≥ 4k7	≤ 2		15

Link1 Zur Übersicht *To overview*

Link2 Zu Alternativen mechanischer Anschlüsse *To alternatives of mechanical connections*

Link4 Zu Alternativen elektrischer Anschlüsse *To alternatives of electrical connections*

ADZ NAGANO ID	Standard Ausgangs-signal * @Druck	Standard Ausgangs-signal * @Temperatur	Standard Versorgungs-spannung * @Druck [V]	Standard Versorgungs-spannung * @Temperatur [V]	Last-widerstand [Ohm]	Standard Sprung-antwort * @Druck [ms]	Standard Sprung-antwort * @Temperatur [ms]	Standard Max. Strom-aufnahme * [mA]
ADZ NAGANO ID	***Standard output signal * @pressure***	***Standard output signal * @temperature***	***Standard supply voltage * @pressure [V]***	***Standard supply voltage * @temperature [V]***	***Load resistor [Ohm]***	***Standard response time * @pressure [ms]***	***Standard response time * @temperature [ms]***	***Standard max. supply current * [mA]***
	* weitere auf Anfrage // more on request							
20.1	(1...5) V 3-wire		(8…32)		≥ 4k7	≤ 2		15
20.3	(1...6) V 3-wire		(8…32)		≥ 4k7	≤ 2		15
20.31	(0...5) V 3-wire		(8…32)		≥ 4k7	≤ 2		15

Link1 Zur Übersicht *To overview*

Link2 Zu Alternativen mechanischer Anschlüsse *To alternatives of mechanical connections*

Link4 Zu Alternativen elektrischer Anschlüsse *To alternatives of electrical connections*

ADZ NAGANO ID	Standard Ausgangs-signal * @Druck	Standard Ausgangs-signal * @Temperatur	Standard Versorgungs-spannung * @Druck [V]	Standard Versorgungs-spannung * @Temperatur [V]	Last-widerstand [Ohm]	Standard Sprung-antwort * @Druck [ms]	Standard Sprung-antwort * @Temperatur [ms]	Standard Max. Strom-aufnahme * [mA]
ADZ NAGANO ID	***Standard output signal * @pressure***	***Standard output signal * @temperature***	***Standard supply voltage * @pressure [V]***	***Standard supply voltage * @temperature [V]***	***Load resistor [Ohm]***	***Standard response time * @pressure [ms]***	***Standard response time * @temperature [ms]***	***Standard max. supply current * [mA]***
	* weitere auf Anfrage // more on request							
20.4	(0...5) V		(8…32)		≥ 4k7	≤ 2		15
37.0	(0,5...4,5) V (rat) / @5V		5 ±10%		≥ 4k7	≤ 1		15
40.0	(0,5...4,5) V (n. rat)		(8…32)		≥ 4k7	≤ 1		15

Link1 Zur Übersicht *To overview*

Link2 Zu Alternativen mechanischer Anschlüsse *To alternatives of mechanical connections*

Link4 Zu Alternativen elektrischer Anschlüsse *To alternatives of electrical connections*

ADZ NAGANO ID	**Standard Ausgangs-signal * @Druck**	**Standard Ausgangs-signal * @Temperatur**	**Standard Versorgungs-spannung * @Druck [V]**	**Standard Versorgungs-spannung * @Temperatur [V]**	**Last-widerstand [Ohm]**	**Standard Sprung-antwort * @Druck [ms]**	**Standard Sprung-antwort * @Temperatur [ms]**	**Standard Max. Strom-aufnahme * [mA]**
ADZ NAGANO ID	***Standard output signal * @pressure***	***Standard output signal * @temperature***	***Standard supply voltage * @pressure [V]***	***Standard supply voltage * @temperature [V]***	***Load resistor [Ohm]***	***Standard response time * @pressure [ms]***	***Standard response time * @temperature [ms]***	***Standard max. supply current * [mA]***
	* weitere auf Anfrage // more on request							
40.1	(0,25...4,75) V (n. rat)		(8…32)		≥ 4k7	≤ 1		15

Link1 Zur Übersicht *To overview*

Link2 Zu Alternativen mechanischer Anschlüsse *To alternatives of mechanical connections*

Link3 Zu Alternativen der Signalwandlung *To alternatives of signal conversion*

Alternativen elektrischer Anschlüsse // *Alternatives of electrical connections*

Bezeichnung	**Schutzklasse**	**Standard Pinbelegung * 2-Leiter**	**Standard Pinbelegung * 3-Leiter und andere**	**Seitenansicht**	**Pinansicht**
Description	***Protection class***	***Standard pin Configuration * 2-wire***	***Standard pin Configuration * 3-wire and other***	***Side view***	***Pin view***
* weitere auf Anfrage // *more on request*					
MVS/A Winkelstecker DIN EN 175301-803 A *// L-connector DIN EN 175301-803 A*	IP65	PIN 1 V+ PIN 2 out PIN 3 nc ≒ nc	PIN 1 V+ PIN 2 GND PIN 3 out ≒ nc		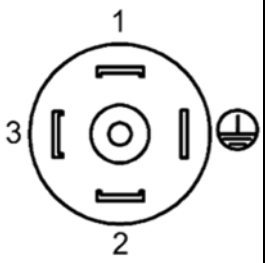
MVS/C Winkelstecker DIN EN 175301-803 C *// L-connector DIN EN 175301-803 C*	IP65	PIN 1 V+ PIN 2 out PIN 3 nc ≒ nc	PIN 1 V+ PIN 2 GND PIN 3 out ≒ nc		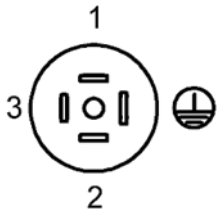

Link1 Zur Übersicht *To overview*

Link2 Zu Alternativen mechanischer Anschlüsse *To alternatives of mechanical connections*

Link3 Zu Alternativen der Signalwandlung *To alternatives of signal conversion*

Bezeichnung	**Schutzklasse**	**Standard Pinbelegung * 2-Leiter**	**Standard Pinbelegung * 3-Leiter und andere**	**Seitenansicht**	**Pinansicht**
Description	***Protection class***	***Standard pin Configuration * 2-wire***	***Standard pin Configuration * 3-wire and other***	***Side view***	***Pin view***
* weitere auf Anfrage // *more on request*					
MVS/C Winkelstecker Industriestandard - IS 9,4 *// L-connector Industry standard - IS 9,4*	IP65	PIN 1 V+ PIN 2 out PIN 3 nc PIN 4 nc	PIN 1 V+ PIN 2 GND PIN 3 out PIN 4 nc		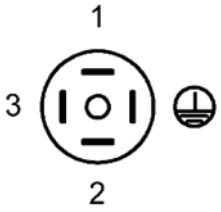
Flanschstecker M9x0,5 (S712) 5-Pin *// socket connector M9x0,5 (S712) 5-Pin*	IP67	PIN 1 V+ PIN 2 nc PIN 3 out PIN 4 nc PIN 5 nc	PIN 1 V+ PIN 2 nc PIN 3 GND PIN 4 out PIN 5 nc		
Flanschstecker M12x1 (S763) 4-Pin *// socket connector M12x1 (S763) 4-Pin*	IP67	PIN 1 V+ PIN 2 nc PIN 3 out PIN 4 nc	PIN 1 V+ PIN 2 nc PIN 3 GND PIN 4 out		

Link1 Zur Übersicht *To overview*

Link2 Zu Alternativen mechanischer Anschlüsse *To alternatives of mechanical connections*

Link3 Zu Alternativen der Signalwandlung *To alternatives of signal conversion*

Bezeichnung	**Schutzklasse**	**Standard Pinbelegung * 2-Leiter**	**Standard Pinbelegung * 3-Leiter und andere**	**Seitenansicht**	**Pinansicht**
Description	***Protection class***	***Standard pin Configuration * 2-wire***	***Standard pin Configuration * 3-wire and other***	***Side view***	***Pin view***
* weitere auf Anfrage // *more on request*					
Flanschstecker M12x1 (S763) 5-Pin *// socket connector M12x1 (S763) 5-Pin*	IP67	PIN 1 V+ PIN 2 nc PIN 3 out PIN 4 nc PIN 5 nc	PIN 1 nc PIN 2 GND PIN 3 V+ PIN 4 out PIN 5 nc		
Flanschstecker M16x1,5 (S723) 5-Pin *// socket connector M16x1,5 (S723) 5-Pin*	IP67	PIN 1 GND PIN 2 nc PIN 3 V+ PIN 4 nc PIN 5 nc	PIN 1 nc PIN 2 GND PIN 3 V+ PIN 4 out PIN 5 nc		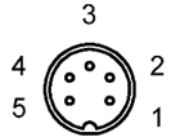
Flanschstecker M16x1,5 (S723) 6-Pin *// socket connector M16x1,5 (S723) 6-Pin*	IP67	PIN 1 GND PIN 2 nc PIN 3 V+ PIN 4 nc PIN 5 nc	PIN 1 nc PIN 2 GND PIN 3 V+ PIN 4 out PIN 5 nc		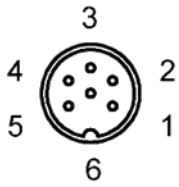

Link1 Zur Übersicht *To overview*

Link2 Zu Alternativen mechanischer Anschlüsse *To alternatives of mechanical connections*

Link3 Zu Alternativen der Signalwandlung *To alternatives of signal conversion*

Bezeichnung	**Schutzklasse**	**Standard Pinbelegung * 2-Leiter**	**Standard Pinbelegung * 3-Leiter und andere**	**Seitenansicht**	**Pinansicht**
Description	***Protection class***	***Standard pin Configuration * 2-wire***	***Standard pin Configuration * 3-wire and other***	***Side view***	***Pin view***
* weitere auf Anfrage // *more on request*					
Packard Metripack	IP65	PIN A out PIN B V+ PIN C nc	PIN 1 GND PIN 2 V+ PIN 3 out		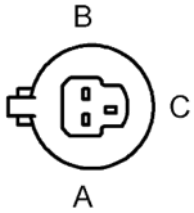
Junior Timer 3 PIN	IP65	PIN 1 out PIN 2 V+ PIN 3 nc	PIN 1 GND PIN 2 out PIN 3 V+	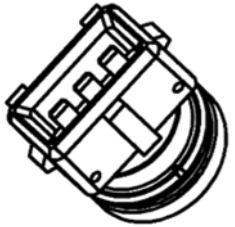	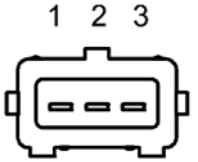
Super Seal 3 PIN	IP65	PIN 1 V+ PIN 2 GND PIN 3 nc	PIN 1 GND PIN 2 out PIN 3 V+		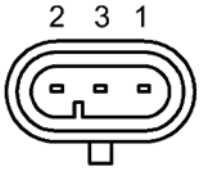

Link1 Zur Übersicht *To overview*

Link2 Zu Alternativen mechanischer Anschlüsse *To alternatives of mechanical connections*

Link3 Zu Alternativen der Signalwandlung *To alternatives of signal conversion*

Bezeichnung	**Schutzklasse**	**Standard Pinbelegung * 2-Leiter**	**Standard Pinbelegung * 3-Leiter und andere**	**Seitenansicht**	**Pinansicht**
Description	***Protection class***	***Standard pin Configuration * 2-wire***	***Standard pin Configuration * 3-wire and other***	***Side view***	***Pin view***
* weitere auf Anfrage // *more on request*					
DIN 72585 CODE 1	IP65	PIN 1 V+ PIN 2 out PIN 3 nc PIN 4 nc	PIN 1 V+ PIN 2 GND PIN 3 out PIN 4 nc		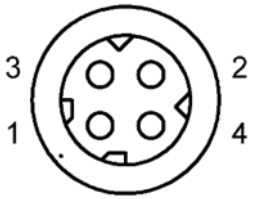
Deutsch 2 PIN	IP65	PIN 1 V+ PIN 2 out			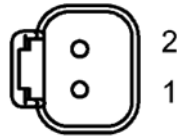
Deutsch 3 PIN	IP65	PIN A V+ PIN B out PIN C nc	PIN A V+ PIN B GND PIN C out		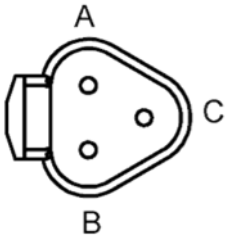

Link1 Zur Übersicht *To overview*

Link2 Zu Alternativen mechanischer Anschlüsse *To alternatives of mechanical connections*

Link3 Zu Alternativen der Signalwandlung *To alternatives of signal conversion*

Bezeichnung	**Schutzklasse**	**Standard Pinbelegung * 2-Leiter**	**Standard Pinbelegung * 3-Leiter und andere**	**Seitenansicht**	**Pinansicht**
Description	***Protection class***	***Standard pin Configuration * 2-wire***	***Standard pin Configuration * 3-wire and other***	***Side view***	***Pin view***
* weitere auf Anfrage // *more on request*					
Deutsch 4 PIN	IP65	PIN 1 V+ PIN 2 out PIN 3 nc PIN 4 nc	PIN 1 V+ PIN 2 GND PIN 3 out PIN 4 nc		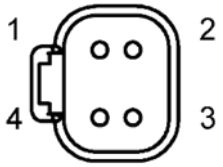
HM-Mini Hirschmann	IP65	PIN 1 V+ PIN 2 out PIN 3 nc PIN 4 nc	PIN 1 V+ PIN 2 GND PIN 3 out PIN 4 nc		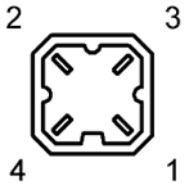
MIL-C 26482-10-6P	IP66	PIN A V+ PIN B out PIN C nc PIN D nc PIN E nc PIN F nc	PIN A V+ PIN B out PIN C GND PIN D nc PIN E nc PIN F nc		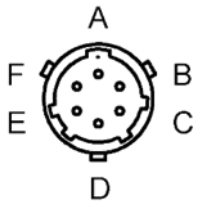

Link1 Zur Übersicht *To overview*

Link2 Zu Alternativen mechanischer Anschlüsse *To alternatives of mechanical connections*

Link3 Zu Alternativen der Signalwandlung *To alternatives of signal conversion*

Bezeichnung	**Schutzklasse**	**Standard Pinbelegung * 2-Leiter**	**Standard Pinbelegung * 3-Leiter und andere**	**Seitenansicht**	**Pinansicht**
Description	***Protection class***	***Standard pin Configuration * 2-wire***	***Standard pin Configuration * 3-wire and other***	***Side view***	***Pin view***
* weitere auf Anfrage // *more on request*					
MIL DTL-5015 10 SL-3P	IP65	PIN A V+ PIN B out PIN C nc	PIN A V+ PIN B out PIN C GND		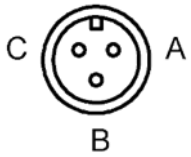
Adapter Stahl Kabel *// adapter* *steel cable*	IP67 /IP69K)	rot *// red* V+ weiß *// white* nc schwarz *// black* out grün *// green* nc	rot *// red* V+ weiß *// white* out schwarz *// black* GND grün *// green* nc		
Kabelausgang mit Knickschutz *// cable output* *with bend protection*	IP67	rot *// red* V+ weiß *// white* nc schwarz *// black* out grün *// green* nc	rot *// red* V+ weiß *// white* out schwarz *// black* GND grün *// green* nc		

Link1 Zur Übersicht *To overview*

Link2 Zu Alternativen mechanischer Anschlüsse *To alternatives of mechanical connections*

Link3 Zu Alternativen der Signalwandlung *To alternatives of signal conversion*

Bezeichnung	**Schutzklasse**	**Standard Pinbelegung * 2-Leiter**	**Standard Pinbelegung * 3-Leiter und andere**	**Seitenansicht**	**Pinansicht**
Description	***Protection class***	***Standard pin Configuration * 2-wire***	***Standard pin Configuration * 3-wire and other***	***Side view***	***Pin view***
* weitere auf Anfrage // *more on request*					
Kabelausgang Plast *// cable output plastic*	IP67 /IP69K)	rot *// red* V+ weiß *// white* nc schwarz *// black* out grün *// green* nc	rot *// red* V+ weiß *// white* out schwarz *// black* GND grün *// green* nc		

WIR MESSEN ALLES //
WE MEASURE EVERYTHING

Kontaktieren Sie uns für Ihre individuelle Lösung //

Contact us for your individual solution

www.adz.de

sales@adz.de